


Conference CE Uploads are complete!



Thank you again for attending OOTA's 50th Anniversary conference!

It was wonderful to connect with everyone in-person and virtually.

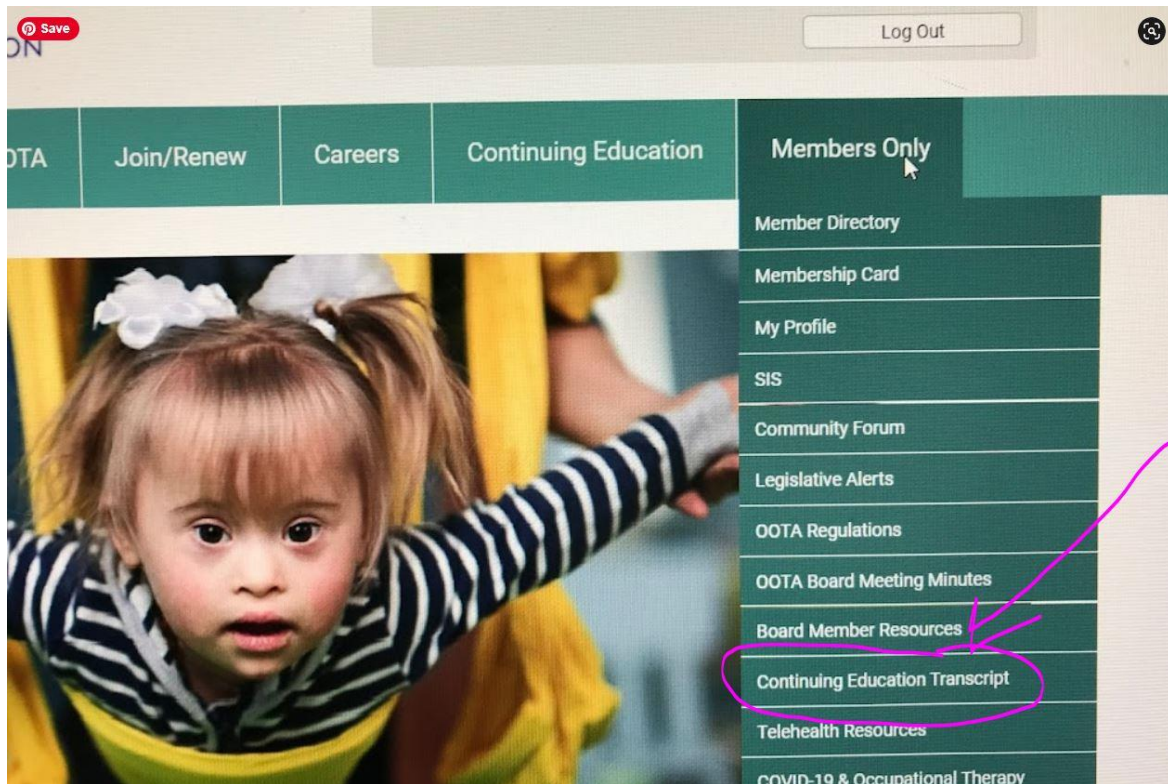
Please see below for step-by-step instructions how to access your CE transcript on the OOTA website.

Log In to the OOTA website.

Use your user name and password to log in to the member side of the OOTA website.

Go to Continuing Education Transcript under Members Only Tab.

Select the Members Only Tab and select Continuing Education Transcript. This will take you to the Continuing Education Transcript section of your member profile.



Download a PDF file of your CE transcript.

Choose the "Export PDF" option on the upper right to download a copy of your transcript to save or submit to employers, licensure boards, etc. This will create and download the PDF from the OOTA site.

Continuing Education Tracking

Hours total: 13.25
Event / Session total: 9

Filter Credits

Date Range

Choose a start date To

Date Range	9/24/2021 - 9/25/2021
Event / Session	AOTF: Building Evidence to Improve Practice and Health
Hours	0.5
Category	
Added By	Self
Location	OTA 2021 Hybrid Conference
Instructor	
Expiration	
Description	


Setting parameters for your CE transcript.

If you wish to ONLY print CE from the OOTA 2021 Hybrid Conference, use the filters for Date Range on the left to select 9/24/2021 to 9/25/2021 and hit Apply Filters. This will limit the CE shown to only that from conference. Then Export PDF as instructed above.


APPLY FILTERS

RESET FILTERS

Date Range

9/24/2021 

To

9/25/2021 

Contact OOTA with any questions or if you need assistance!