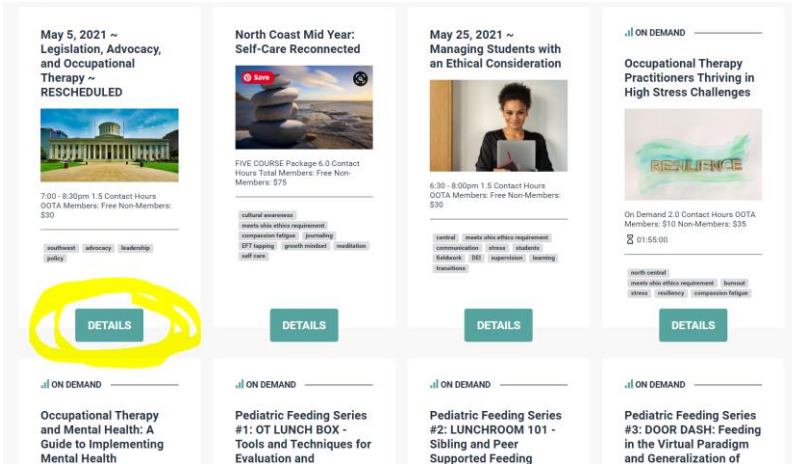


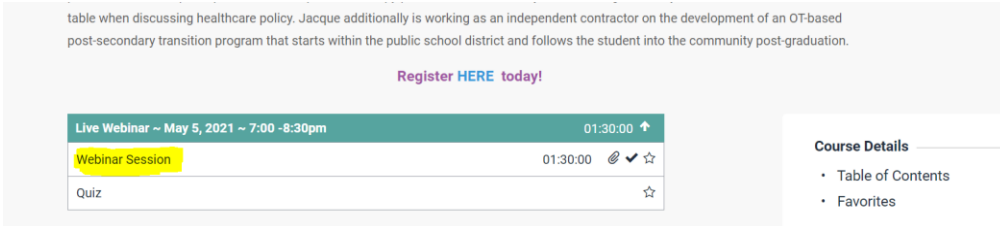
Accessing CE Quizzes and Certificates

Please follow the steps below to access and take your quiz to receive your CE certificate. The steps must be done in this order.

1. Go to the Learning Platform and log in. <https://oota.mclms.net/en/?login=force>
2. Click on the course for which you need to take a quiz to open it from the main page.



3. Click on Webinar Session like you were accessing the course again for the event (live webinar, in-person, or on demand).

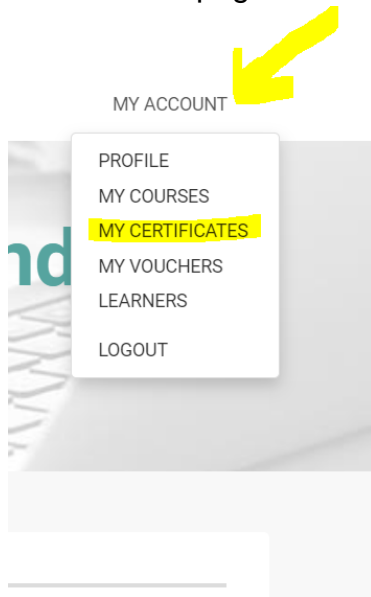


4. Once the course opens up, click on the button to the right that says NEXT: QUIZ.



5. Follow the steps to take the quiz. A passing score of 80% or higher is needed to earn the CE certificate. You have unlimited tries to pass the quiz.

- Once you have passed the quiz, your certificate will be available in the My Certificates section of the dropdown under MY ACCOUNT in the top right hand corner of the page.



- Click on My Certificates and access your certificate to download or print for your records.
OOTA Members will also have their CE tracked in CE Tracker on the Member Resources section of the main OOTA website.

Certificates

#	Name	Certificate file	Date awarded
1	March 30, 2021 ~ Cultural Awareness	Download	03/30/2021
2	May 5, 2021 ~ Legislation, Advocacy, and Occupational Therapy	Download	05/06/2021

Please contact ootacert@gmail.com with any questions.

Thank you!